

# Knižnica programu FluidSIM - HYDRAULIKA - 18 Ladder Symbols :)

## Hydraulic

[Supply Elements 01/14](#)

[Actuators 02/7](#)

Valves

[Configurable directional valves 03/6](#)

Frequently Used Way Valves

[Mechanically Operated 04/11](#)

[Solenoid Operated 05/9](#)

[Shutoff Valves and Flow Control Valves 06/17](#)

[Pressure Control Valves 07/14](#)

[Proportional valves 08/9](#)

[Measuring instruments and Sensors 09/9](#)

Electrical controls

[Actuators 10/1](#)

[Power Supply 11/4](#)

[Measuring instruments and Sensors 12/8](#)

[Relays 13/9](#)

Switches

[Manually Operated 14/6](#)

[General Switches 15/3](#)

[Proximity Switches 16/4](#)

[Controller 17/3](#)

**[Ladder Symbols 18/12](#)**

[Digital Technique 19/28](#)

[EasyPort/OPC/DDE 20/2](#)

[GRAFCET 21/6](#)

[Miscellaneous 22/10](#)

## Ladder Symbols

Electrical connection 0V

Electrical connection 24V

Pushbutton (make, Ladder)

Pushbutton (break, Ladder)

Pushbutton (changeover, Ladder)

Make switch (Ladder)

Brake switch (Ladder)

Valve solenoid

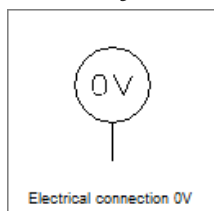
Relay (Ladder)

Relay with switch-off delay (Ladder)

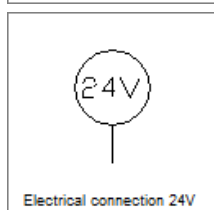
Relay with switch-on delay (Ladder)

Indicator light

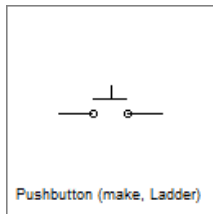
### Ladder Symbols



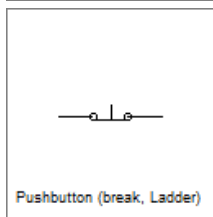
Electrical connection 0V



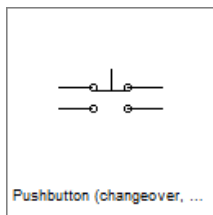
Electrical connection 24V



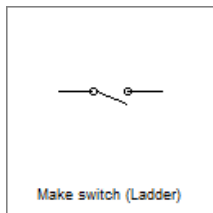
Pushbutton (make, Ladder)



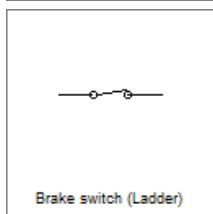
Pushbutton (break, Ladder)



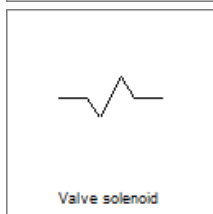
Pushbutton (changeover, Ladder)



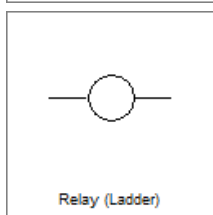
Make switch (Ladder)



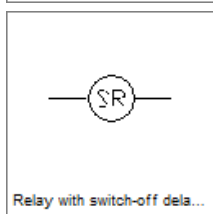
Brake switch (Ladder)



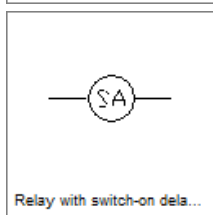
Valve solenoid



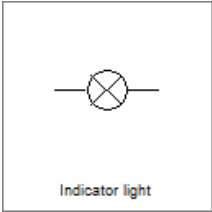
Relay (Ladder)



Relay with switch-off delay (Ladder)



Relay with switch-on delay (Ladder)



Indicator light