

Knižnica programu FluidSIM - PNEUMATIKA - 14 Power Supply :)

Pneumatic

[Supply Elements 01/15](#)

[Actuators 02/11](#)

[Frequently used cylinders 03/9](#)

Valves

[Configurable directional valves 04/6](#)

Frequently Used Way Valves

[Mechanically Operated 05/9](#)

[Pneumatically Operated 06/6](#)

[Solenoid Operated 07/8](#)

[Shutoff Valves and Flow Control Valves 08/17](#)

[Pressure Control Valves 09/9](#)

[Proportion valves 10/2](#)

[Valve Groups 11/8](#)

[Measuring Instruments and Sensors 12/10](#)

Electrical Controls

[Actuators 13/2](#)

Power Supply 14/4

[Measuring Instruments and Sensors 15/9](#)

[Relays 16/7](#)

Switches

[Manually Operated 17/6](#)

[General Switches 18/3](#)

[Proximity switches 19/4](#)

[Controller 20/3](#)

[Ladder Symbols 21/12](#)

[Digital Technique 22/28](#)

[EasyPort/CPD/DDE 23/4](#)

[GRAFSET 24/6](#)

[Miscellaneous 25/10](#)

Power Supply

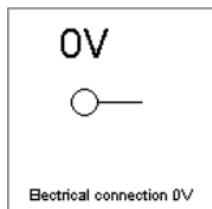
Electrical connection 0V

Electrical connection 24V

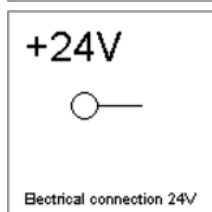
Function generator

Setpoint value card

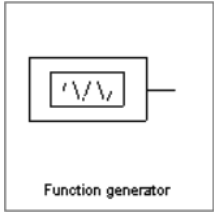
Power Supply



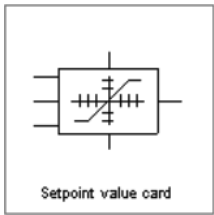
Electrical connection 0V



Electrical connection 24V



Function generator



Setpoint value card