

Knižnica programu FluidSIM - PNEUMATIKA - 21 Ladder Symbols :)

Pneumatic

[Supply Elements 01/15](#)

[Actuators 02/11](#)

[Frequently used cylinders 03/9](#)

Valves

[Configurable directional valves 04/6](#)

Frequently Used Way Valves

[Mechanically Operated 05/9](#)

[Pneumatically Operated 06/6](#)

[Solenoid Operated 07/8](#)

[Shutoff Valves and Flow Control Valves 08/17](#)

[Pressure Control Valves 09/9](#)

[Proportion valves 10/2](#)

[Valve Groups 11/8](#)

[Measuring Instruments and Sensors 12/10](#)

Electrical Controls

[Actuators 13/2](#)

[Power Supply 14/4](#)

[Measuring Instruments and Sensors 15/9](#)

[Relays 16/7](#)

Switches

[Manually Operated 17/6](#)

[General Switches 18/3](#)

[Proximity switches 19/4](#)

[Controller 20/3](#)

Ladder Symbols 21/12

[Digital Technique 22/28](#)

[EasyPort/CPD/DDE 23/4](#)

[GRAFSET 24/6](#)

[Miscellaneous 25/10](#)

Ladder Symbols

Electrical connection 0V

Electrical connection 24V

Pushbutton (make, Ladder)

Pushbutton (break, Ladder)

Pushbutton (changeover, Ladder)

Make switch (Ladder)

Brake switch (Ladder)

Valve solenoid

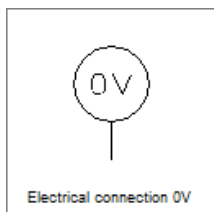
Relay (Ladder)

Relay with switch-off delay (Ladder)

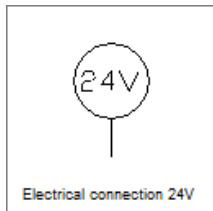
Relay with switch-on delay (Ladder)

Indicator light

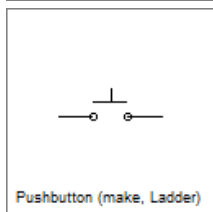
Ladder Symbols



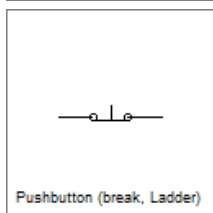
Electrical connection 0V



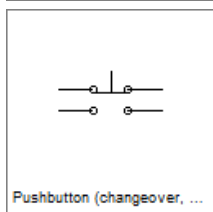
Electrical connection 24V



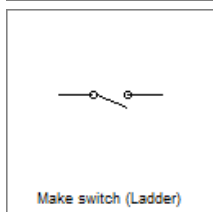
Pushbutton (make, Ladder)



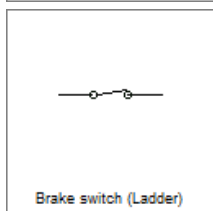
Pushbutton (break, Ladder)



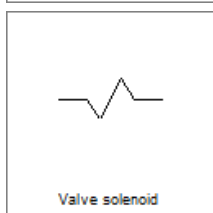
Pushbutton (changeover, Ladder)



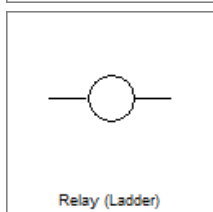
Make switch (Ladder)



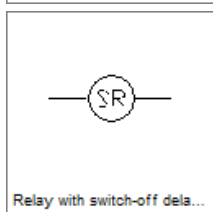
Brake switch (Ladder)



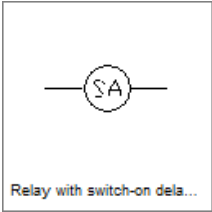
Valve solenoid



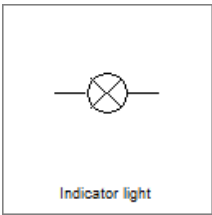
Relay (Ladder)



Relay with switch-off delay (Ladder)



Relay with switch-on delay (Ladder)



Indicator light